

**Wrap Yourself in Comfort and Quiet
Eco-conscious Technologies from Japan**

Air to Water Catalogue

2026

AIR TO WATER



SELECTION

Choose the series that best matches the building layout.

Excellent ecodan's heating performance, even at low outdoor temperature!

R32

E-GEN INDOOR UNIT

Hydrobox, Cylinder unit



OUTDOOR UNIT

Split type	Small capacity (Under 5kW)*	Medium capacity (6kW–14kW)*
		 PUZ-SHWM80/100/120/140
		 PUZ-SWM80/100/120/140
Eco Inverter	 SUZ-SWM40VA2 SUZ-SHWM40VAH	 SUZ-SWM60VA2 SUZ-SWM80VA(H)2/SUZ-SWM100VA(H)2 SUZ-SHWM60VAH

*Rated capacity is at conditions A2W35. (according to EN14511)

R410A

E-GEN INDOOR UNIT

Hydrobox



OUTDOOR UNIT

Split type

Large capacity
(≥16kW)*



PUHZ-SHW230



PUHZ-SW160/200

*Rated capacity is at conditions A2W35. (according to EN14511)

INDOOR UNIT

Hydrobox, Cylinder unit



OUTDOOR UNIT

R290



PUZ-W290/115/140V/YAA-W

R32



PUZ-HWM140



PUZ-WM50



PUZ-WM60/85/112

Other ATW-related system

PUMY + ecodan

R410A



PUMY-P112/125/140

PXZ + ecodan

R32



PXZ-4F75VG

PXZ-5F85VG

PXZ + DHW Tank

R32



EST-20-V1

ecodan geodan

R32



EHGT17D-YM9ED

E generation Indoor Unit

Line-up

ecodan's line-up has many types of indoor units to satisfy diverse customers' needs, requests and local regulations. It includes various size of tank up to 300L, with/without booster heater, with/without an expansion vessel, etc. In addition, reversible hydrobox and cylinder units are available.

Hydrobox

Cylinder unit



New Design

ecodan E generation is now available in a new design. This simpler and more sophisticated new logo unit blends in nicely with any interior design.

Available Indoor Units

- Packaged or Split type
- Reversible (for heating/cooling) or Heating only model
- With/without booster heater
- With/without expansion vessel
- Cylinder unit has an integrated 170L/200L/300L stainless steel tank
- Hydrobox allows control for domestic hot water with a stand-alone tank (locally supplied)


All-in-one Compact Indoor Unit

- All-in-one: Key functional components are incorporated
- Compact cylinder unit: 1,400~2,050mm in height
- Compact hydrobox: Only 530x360mm footprint
- Easy installation: Factory fitted pressure relief valve
- Easy service: Relevant parts are located at the front of the unit for easy maintenance
- Easy transport: Handles attached on front and back (cylinder unit)

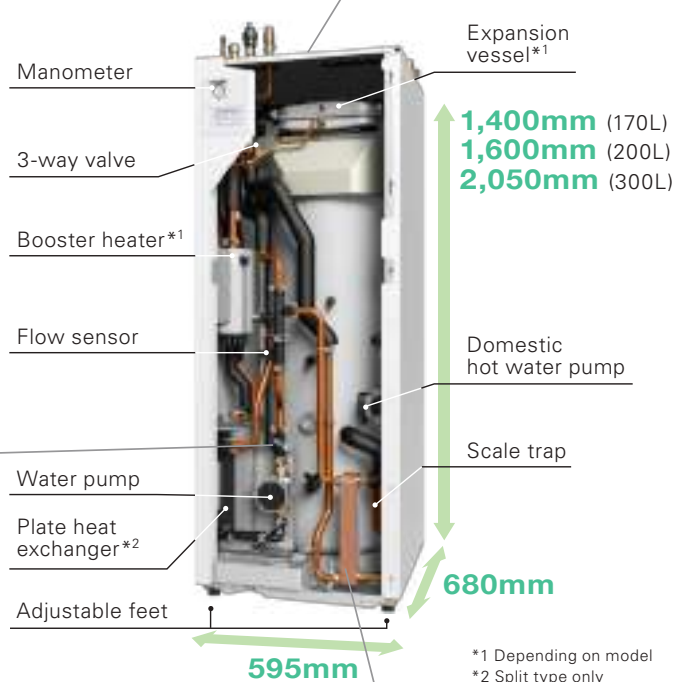
NEW "New" means that these features are only available on the E generation units; all other features are present on both the D and E generation units.

NEW Water piping
Nuts added for improved installation ease

Hydrobox



Cylinder unit



NEW Water circuit
Magnetic filter as standard equipment

Domestic hot water plate heat exchanger

High efficiency plate heat exchanger offers better performance and allows to use the whole tank volume for DHW compared to coil in tank.

*1 Depending on model
*2 Split type only

Easy Installation and Low Maintenance

Simple Piping Arrangement NEW

All water piping is aligned at the rear side of the unit for easy connection and neat finish. In addition, NUTs are added to improve ease of installation.



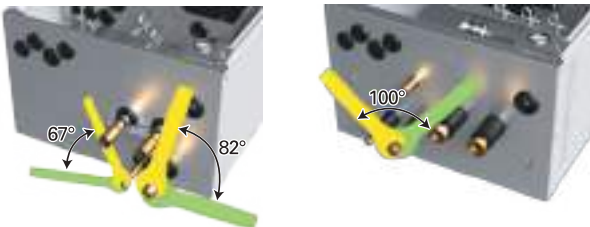
Built-in Drain Pan for Reversible Cylinder Models

Reversible models include a built-in space saving drain pan and the drain socket is positioned at the back of the unit. With use of the adjuster bolt, the outlet height can be higher than 50mm, allowing 5m drainage.



Hydrobox Piping Arrangement

Through structural innovation related to the space around the pipes, the area where the spanner can be moved has been increased, thus improving pipe work and enabling it to be completed smoothly.



Easy Adjustment

Adjust bolt capable of 50mm expansion for easy installation on uneven surfaces.



Improved Quick Start NEW

To start ecodan quickly, initial settings are narrowed down to the essential items and unnecessary settings are skipped automatically. Displaying the system configuration before commissioning helps clarify the basic Dip switch position and prevent resetting. This reduces time needed to complete commissioning.

Sample display of Emitter setting

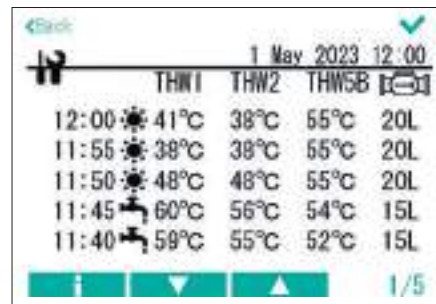


Installers can simply select emitters and use the recommended default values, preventing wrong running mode per zone.

Operation Data Monitoring

Time, operation mode, flow/return/tank temperature, can be displayed on main remote controller.

Sample display of monitoring setting



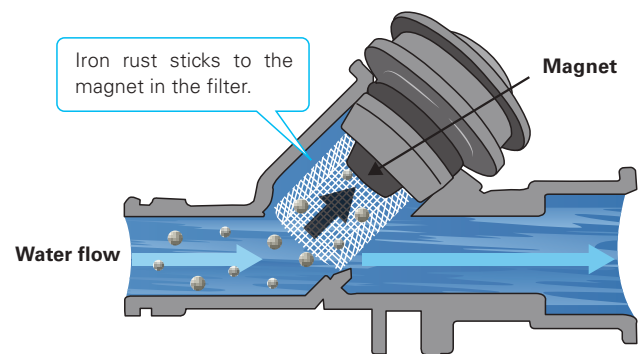
Minimum Additional Water Required

In average/warmer conditions, minimum additional water is required for outdoor unit. If there is enough water amount inside water pipe, radiator, or underfloor heating, no buffer tank is required.

*Refer to the indoor unit installation manual for specific outdoor unit models.

Clean Circuit Water NEW

Magnetic filter is newly added into the strainer. This keeps the water in the circuit clean and prevents clogging and deterioration of pumps and 3 way valves.



High Performance

High Efficiency

With additional thermistor (THW5A), η_{wh} [%] rating is improved 170L and 200L to achieve A+, the highest possible domestic hot water efficiency rank.

Excellent DHW efficiency

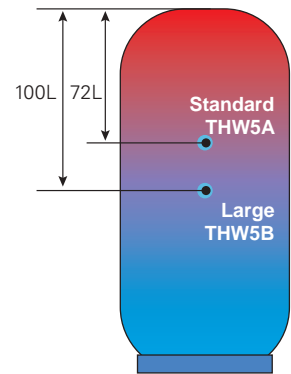


	170L	200L	300L
Declared load profile	L	L	XL
Water heating energy efficiency class*	A+	A+	A/A+

*Range from A+ to F

Thermistor Position of Cylinder

The thermistor position is selectable allowing the unit to accommodate for different water demands in order to maximise the efficiency of the unit for any size of household or application. Using two thermistors equipped with all sizes of tanks, you can now select the DHW recharge amount from two options (Standard/Large). It helps to accommodate for different water demands in order to maximise the efficiency of the unit for any size of household or application. This mode can be selected from main remote controller.



* In case of 200L tank.

Unique Technology of ecodan

2 Zone Control (for heating/cooling) by Local Supplied Components

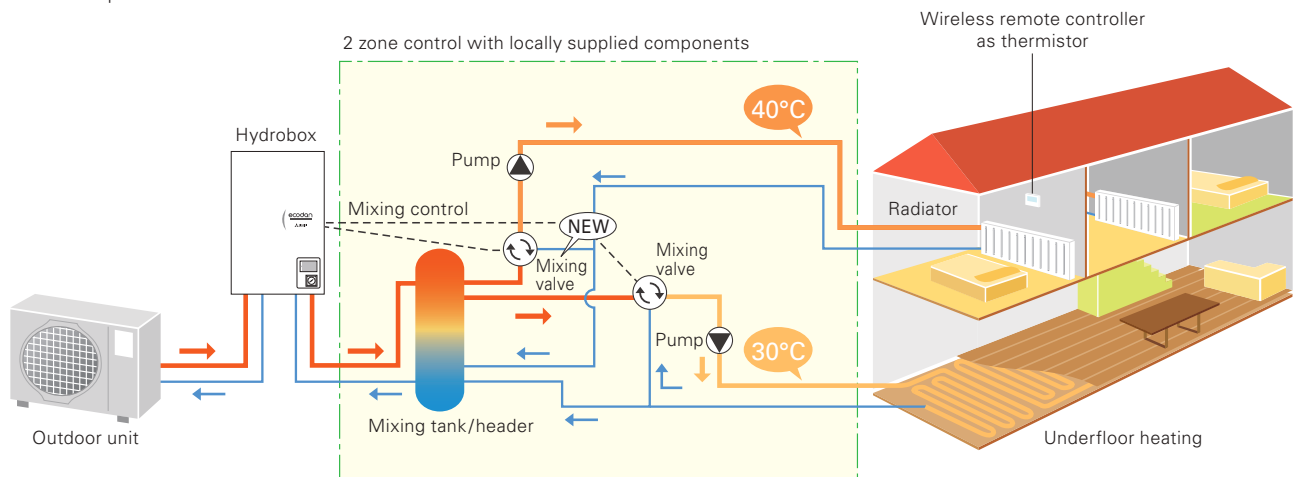
Improved Simultaneous Control of Two Different Zones



*microSD logo is a trademark of SD-3C, LLC.

Using ecodan, it is possible to control two different flow temperatures, thereby managing two different heating load requirements. Now, by adding a new mixing control in zone 1 as well as zone 2, the flow temperature can be controlled in both zones, providing more flexible heating operation anywhere in the house. The system can adjust and maintain two flow temperatures when different temperatures are required for different rooms; for example, controlling a flow temperature of 40°C for the bedroom radiators and another flow temperature of 30°C for the living room floor heating. Also, new controller monitors the temperature inside buffer tank and prioritizes using the heat inside the tank to avoid frequent on/off operation when using 2 zone control. This function allows better integration with smart grid or energy management system because the buffer tank can be heated up independently from the zones temperature requests (even for zone 1).

■ Two temperature zones



*Items such as a mixing tank, mixing valves and pumps are not included and need to be purchased locally.

2 Zone Kit (Optional)

- You can select from 3 types of pump operations, 1. Fixed speed mode, 2. Fixed pressure mode, 3. Energy saving mode, depending on your preference.
- All-in-one kit: Key functional components are incorporated in 2 zone kit.
- Easy installation: G1 screw type flexi-piping to avoid brazing.
- Compact size: Just to fit on the top of cylinder unit, also wall mountable.



Split Model Specification

Indoor unit E Generation for PUZ-S(H)WM, SUZ, PXZ, PUHZ, and PUMY-P

<Cylinder unit (Reversible)>

Model name			ERST17D-VM2E	ERST20D-VM2E	ERST20D-YM9E	ERST30D-VM2EE	ERST30D-YM9EE	
	Type		Heating and cooling					
	Expansion vessel		✓	✓	✓	—	—	
	Booster heater		✓	✓	✓	✓	✓	
Dimensions	H×W×D	mm	1400 × 595 × 680	1600 × 595 × 680		2050 × 595 × 680		
Weight (empty)		kg	91	94	96	108	110	
Control board power supply (Phase / V / Hz)			~N, 230 V, 50 Hz					
Heater	Booster heater	Power supply (Phase / V / Hz)	~N, 230 V, 50 Hz	~N, 230 V, 50 Hz	3~, 400 V, 50 Hz	~N, 230 V, 50 Hz	3~, 400 V, 50 Hz	
		Capacity	kW	2	2	3+6	2	3+6
		Current	A	9	9	13	9	13
		Breaker	A	16	16	16	16	16
Domestic hot water tank	Volume	L	170	200		300		
Guaranteed operating range *1	Indoor unit ambient	°C	0~35°C(≤80 %RH)					
	Outdoor	Heating	°C	See outdoor unit spec table.				
		Cooling	°C	See outdoor unit spec table.*2				
Target temperature range	Heating	Room temperature	°C					10~30
		Flow temperature *4	°C					20~60
	Cooling	Room temperature	°C					—
		Flow temperature	°C					5~25
DHW tank performance	Max. hot water temperature	°C	70					
	Water heating energy efficiency class		Depending on outdoor unit.					
Sound power level (PWL)			dB(A)	41				

<Cylinder unit (Reversible)>

Model name			ERST20C-VM2E	ERST20F-VM2E	ERST20F-YM9E	ERST30F-VM2EE	ERST30F-YM9EE	
	Type		Heating and cooling					
	Expansion vessel		✓	✓	✓	—	—	
	Booster heater		✓	✓	✓	✓	✓	
Dimensions	H×W×D	mm	1600 × 595 × 680	1600 × 595 × 680		2050 × 595 × 680		
Weight (empty)		kg	99	94	98	109	112	
Control board power supply (Phase / V / Hz)			~N, 230 V, 50 Hz					
Heater	Booster heater	Power supply (Phase / V / Hz)	~N, 230 V, 50 Hz	~N, 230 V, 50 Hz	3~, 400 V, 50 Hz	~N, 230 V, 50 Hz	3~, 400 V, 50 Hz	
		Capacity	kW	2	2	3+6	2	3+6
		Current	A	9	9	13	9	13
		Breaker	A	16	16	16	16	16
Domestic hot water tank	Volume	L	200	200		300		
Guaranteed operating range *1	Indoor unit ambient	°C	0~35°C(≤80 %RH)					
	Outdoor	Heating	°C	See outdoor unit spec table.				
		Cooling	°C	See outdoor unit spec table.*2				
Target temperature range	Heating	Room temperature	°C					10~30
		Flow temperature *4	°C					20~60
	Cooling	Room temperature	°C					—
		Flow temperature	°C					5~25
DHW tank performance	Max. hot water temperature	°C	70					
	Water heating energy efficiency class		Depending on outdoor unit.					
Sound power level (PWL)			dB(A)	40	41			

*1 The environment must be frost-free.

*2 During cooling operation at low outdoor temperature (10°C or lower), frozen water may cause damage on plate heat exchanger.

*3 For the model without booster heater and immersion heater, the maximum allowable hot water temperature is 3°C lower than maximum outlet water of outdoor unit. For the maximum outlet water of outdoor unit, refer to outdoor unit data book.

*4 Max temperature is depending on the connected outdoor unit.

E Generation

Combination Table

Packaged indoor/outdoor unit

Packaged indoor/outdoor unit Combination		R290			R32			ZUBA DAN
		Power inverter			Power inverter			
		PUZ-WZ80V/YAA	PUZ-WZ115V/YAA	PUZ-WZ140V/YAA	PUZ-WM50VHA	PUZ-WM85V/YAA	PUZ-WM112V/YAA	
Reversible Cylinder	ERPT17X-VM2E	●			●	●		
	ERPT20X-VM2E	●	●	●	●	●	●	●
	ERPT20X-YM9E	●	●	●	●	●	●	●
	ERPT30X-VM2EE	●	●	●		●	●	●
	ERPT30X-YM9EE	●	●	●		●	●	●
Reversible Hydrobox	ERPX-VM2E	●	●	●	●	●	●	●
	ERPX-YM9E	●	●	●	●	●	●	●

● : Combination is available.
 Blank: Combination is NOT available.

E Generation

Split indoor/outdoor unit

Split indoor/outdoor unit Combination		R32												R410A		ATA/ATW Hybrid system										
		eco inverter						Power inverter				ZUBADAN		Power inverter	ZUBA DAN	PXZ	PUMY									
		SUZ-SWM40VA2	SUZ-SWM60VA2	SUZ-SWM80VA2	SUZ-SWM100VA	SUZ-SHWM40VAH	SUZ-SHWM60VAH	SUZ-SWM80VAH2	SUZ-SWM100VAH	PUZ-SWM80V/YAA	PUZ-SWM100V/YAA	PUZ-SWM120V/YAA	PUZ-SWM140V/YAA	PUZ-SHWM80V/YAA	PUZ-SHWM100V/YAA	PUZ-SHWM120V/YAA	PUZ-SHWM140V/YAA	PUHZ-SW160YKA	PUHZ-SW200YKA	PUHZ-SHW230YKA2	PXZ-4F75VG	PXZ-5F85VG	PUMY-P112V/YKMIEI6/5	PUMY-P125V/YKMIEI6/5	PUMY-P140V/YKMIEI6/5	
Reversible Cylinder	ERST17D-VM2E	●	●	●	●	●	●	●													▲	▲				
	ERST20D-VM2E	●	●	●	●	●	●	●														▲	▲			
	ERST20D-YM9E	●	●	●	●	●	●	●														▲	▲			
	ERST30D-VM2EE	●	●	●	●	●	●	●														▲	▲			
	ERST30D-YM9EE	●	●	●	●	●	●	●														▲	▲			
	ERST20F-VM2E								●	●	●	●	●	●	●	●										
	ERST20F-YM9E								●	●	●	●	●	●	●	●										
	ERST30F-VM2EE								●	●	●	●	●	●	●	●										
	ERST30F-YM9EE								●	●	●	●	●	●	●	●										
ERST20C-VM2E																							●	●	●	
Reversible Hydrobox	ERSD-VM2E	●	●	●	●	●	●	●														▲	▲			
	ERSD-YM9E	●	●	●	●	●	●	●														▲	▲			
	ERSF-VM2E								●	●	●	●	●	●	●											
	ERSF-YM9E								●	●	●	●	●	●	●											
	ERSC-VM2E																							●	●	●
	ERSC-YM9E																							●	●	●
	ERSE-YM9EE																●	●	●							
ERSE-MEE																●	●	●								

● : Combination is available.
 ▲ : Combination is possible but cooling function is NOT available.
 Blank: Combination is NOT available.

MELCloud Home (Wi-Fi Interface) for ecodan

MELCloud Home for Fast, Easy Remote Control and Monitoring of Your ecodan

MELCloud Home*¹ is a new Cloud-based solution for controlling ecodan either locally or remotely by computer, tablet or smartphone via the Internet. Setting up and remotely operating your ecodan heating system via MELCloud Home is simple and straight forward. All you need is wireless computer connectivity in your home or the building where the ecodan is installed and an Internet connection on your mobile or fixed terminal. To set up the system, the router and the ecodan WiFi interface must be paired, and this is done simply and quickly using the WPS button found on all mainstream routers.

You can control and check ecodan via MELCloud Home from virtually anywhere an Internet connection is available. That means, thanks to MELCloud Home, you can use ecodan much more easily and conveniently.



MELCloud Home uses the
MAC-587IFE / MAC-597IFE* interface

*Available soon. Check compatibility.

Key Control and Monitoring Features

- 1 Turn system on/off**
- 2 See status of each of your heating zones & adjust set points**
- 3 See the status of your hot water cylinder & boost remotely**
- 4 Live weather feed from ecodan location**
 - Holiday mode - Set system parameters while away
 - Schedule timer - Set 7 day weekly schedule
 - Frost protection - Set system to run at minimum temperature
 - Error status
- 5 Check energy usage report*** *Additional metering hardware is required.

*¹ Check availability and compatibility of MelCloud Home in your country.