




SPLIT-TYPE AIR CONDITIONERS

Changes for the Better



**Wrap Yourself in Comfort and Quiet
Eco-conscious Technologies from Japan**

**Full Product Line Catalogue
2020**

for a greener tomorrow



MSZ-HR SERIES

Compact, high-performance indoor and outdoor units with R32 that is low global warming potential compared with the current refrigerant R410A contribute to room comfort and to prevent global warming.

R32

MSZ-HR25/35/42/50VF



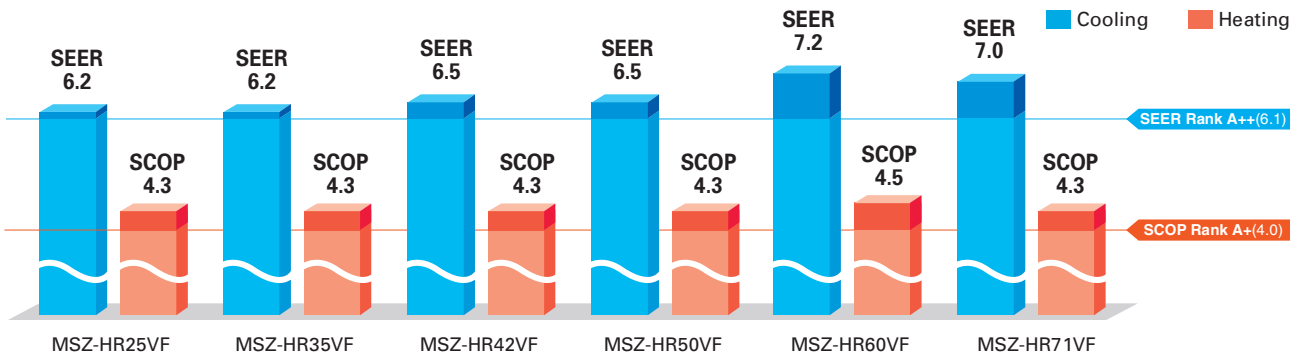
MSZ-HR60/71VF



“Rank A++/A+” Energy Savings Achieved for Entire Range of Series




All models in the series, from capacity 25 to 71, have achieved the “Rank A++” for SEER and “Rank A+” for SCOP as energy-savings rating, thanks to Mitsubishi Electric’s inverter technologies which are adopted to provide automatic adjustment of operation load according to need.



Simple and Friendly Design

The round front surface provides a simple and friendly impression. And the width of indoor unit is compact, making installation in smaller, tighter spaces possible.



Wi-Fi and System Control

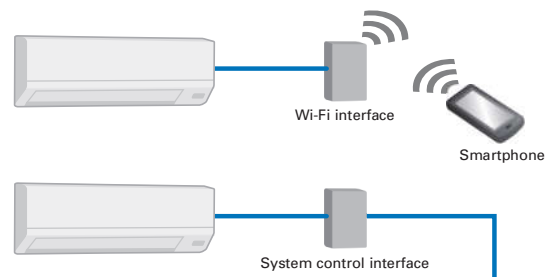
Wi-Fi Interface (Optional)

Optional interface enabling users to control air conditioners and check operating status via devices such as personal computers, tablets and smartphones.

System Control Interface (Optional)

- Remote on/off operation is possible by input to the connector.
- Depending on the interface used, connecting a wired remote-control such as the PAR-40MAA is possible.
- Centralised control is possible when connected to M-NET.

*Wi-Fi Interface and System Control Interface cannot be used simultaneously.




MSZ-HR SERIES



Indoor Unit



MSZ-HR25/35/42/50VF



MSZ-HR60/71VF

Outdoor Unit



MUZ-HR25VF



MUZ-HR35VF

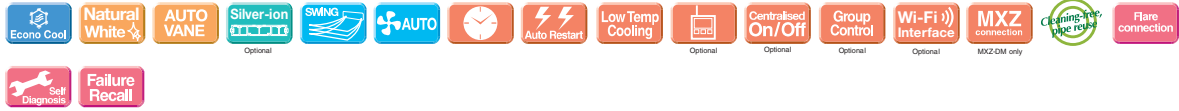


MUZ-HR42/50VF



MUZ-HR60/71VF

Remote Controller



Type	Inverter Heat Pump								
Indoor Unit	MSZ-HR25VF	MSZ-HR35VF	MSZ-HR42VF	MSZ-HR50VF	MSZ-HR60VF	MSZ-HR71VF			
Outdoor Unit	MUZ-HR25VF	MUZ-HR35VF	MUZ-HR42VF	MUZ-HR50VF	MUZ-HR60VF	MUZ-HR71VF			
Refrigerant	R32 ⁽¹⁾								
Power Supply	Outdoor Power supply 230V/Single/50Hz								
Cooling	Design load	kW	2.5	3.4	4.2	5.0	6.1	7.1	
	Annual electricity consumption⁽²⁾	kWh/a	141	191	226	269	296	355	
	SEER⁽⁴⁾		6.2	6.2	6.5	6.5	7.2	7.0	
	Energy efficiency class		A++	A++	A++	A++	A++	A++	
	Capacity								
Heating (Average Season) ⁽³⁾	Design load	kW	1.9 (-10°C)	2.4 (-10°C)	2.9 (-10°C)	3.8 (-10°C)	4.6 (-10°C)	5.4 (-10°C)	
	Declared Capacity								
	Back up heating capacity	kW	0.0 (-10°C)	0.0 (-10°C)	0.0 (-10°C)	0.0 (-10°C)	0.0 (-10°C)	0.0 (-10°C)	
	Annual electricity consumption⁽²⁾	kWh/a	614	781	928	1224	1430	1755	
	SCOP⁽⁴⁾		4.3	4.3	4.3	4.3	4.5	4.3	
Indoor Unit	Capacity								
	Operating Current (Max)								
	Input	kW	0.020	0.028	0.032	0.039	0.055	0.055	
	Operating Current(Max)	A	0.2	0.27	0.3	0.36	0.5	0.5	
	Dimensions	H*W*D	mm	280-838-228	280-838-228	280-838-228	280-838-228	305-923-262	305-923-262
Outdoor Unit	Weight	kg	8.5	8.5	9	9	12.5	12.5	
	Air Volume (Lo-Mid-Hi-SHi⁽⁵⁾ Dry/Wet)								
	Sound Level (SPL) (Lo-Mid-Hi-SHi⁽⁵⁾)								
	Sound Level (PWL)								
	Dimensions	H*W*D	mm	538-699-249	538-699-249	550-800-285	550-800-285	714-800-285	714-800-285
Ext. Piping	Weight	kg	23	24	34	35	40	40	
	Air Volume								
	Sound Level (SPL)								
	Sound Level (PWL)								
	Operating Current (Max)	A	4.8	6.4	8.2	9.6	13.6	13.6	
Guaranteed Operating Range (Outdoor)	Breaker Size	A	10	10	10	12	16	16	
	Diameter	Liquid/Gas	mm	6.35 / 9.52	6.35 / 9.52	6.35 / 9.52	6.35 / 9.52	6.35 / 12.7	6.35 / 12.7
	Max.Length	Out-In	m	20	20	20	20	30	30
	Max.Height	Out-In	m	12	12	12	12	15	15
	Guaranteed Operating Range (Outdoor)								

(1) Refrigerant leakage contributes to climate change. Refrigerant with lower global warming potential (GWP) would contribute less to global warming than a refrigerant with higher GWP, if leaked to the atmosphere. This appliance contains a refrigerant fluid with a GWP equal to 550. This means that if 1 kg of this refrigerant fluid would be leaked to the atmosphere, the impact on global warming would be 550 times higher than 1 kg of CO₂ over a period of 100 years. Never try to interfere with the refrigerant circuit yourself or disassemble the product yourself and always ask a professional.

The GWP of R32 is 675 in the IPCC 4th Assessment Report.

(2) Energy consumption based on standard test results. Actual energy consumption will depend on how the appliance is used and where it is located.

(3) SHi: Super High

(4) SEER, SCOP and other related description are based on COMMISSION DELEGATED REGULATION (EU) No.626/2011. The temperature conditions for calculating SCOP are based on "Average Season".

(5) Please see page 51-52 for heating (warmer season) specifications.